
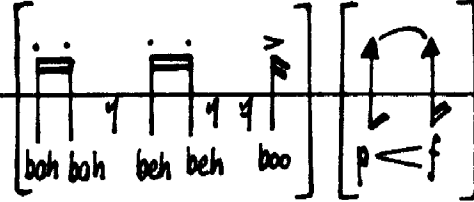

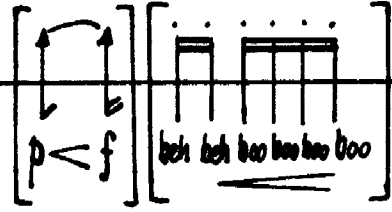
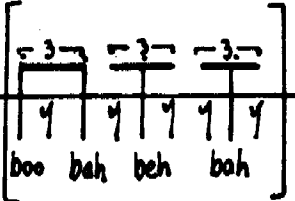
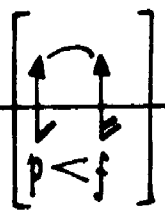


a title is better than no title


KAM

I	a		
	b		
	c	do nothing	
II	a		 do right on the 16th sec.
	b	do nothing	
	c		
III	a	do nothing	
	b		
	c		 on the 30th sec. > what?! ff

aug. 1970

3 performers (I, II, III)

instructions

1. This piece should be performed at least three times but no more than five times consecutively. One performance = one movement. There should be short pauses between movements.
Alternative version: Three to five performances; each performance at a different point in a concert.
2. There are two 15-second segments. The diagram shows two horizontal brackets representing time segments. The first bracket is labeled "1st" and the second is labeled "2nd".
3. The conductor (optional) indicates the beginnings of segments and the end of the piece.
4. Performers (lined in a row) are to stand at a military "attention" position, look straight ahead, and maintain a serious expression.
5. Each performer chooses line a, b, or c.
6. Bracketed events are done anywhere within specified segments, unless otherwise indicated.
7. During fragments, arms & hands go straight up and stay up until the piece ends:
line a = left arm & hand (open) up
line b = right arm & hand (open) up
line c = both arms & hands (open) up
8. ↑ = hummed note within range of highest possible notes; very expressive.
9. ↓ = 60 - 72